

Start guide for students

MyEnglishLab

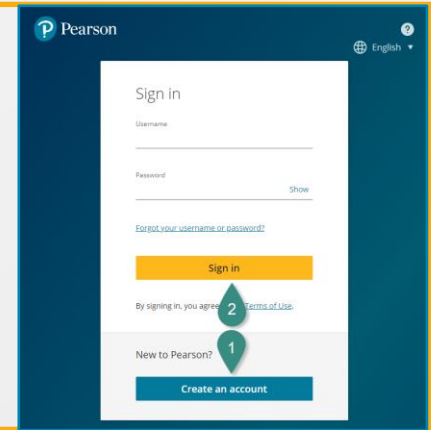
Find step-by-step video tutorials here:

- [List of videos](#)

1

Register

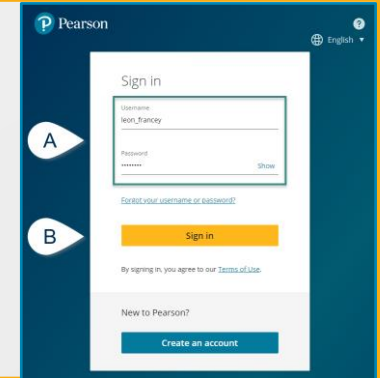
- Click **Create an account** at english.com/login
- Choose **Create adult account**.
- Type in your personal information and click **Create account**.



2

Sign in

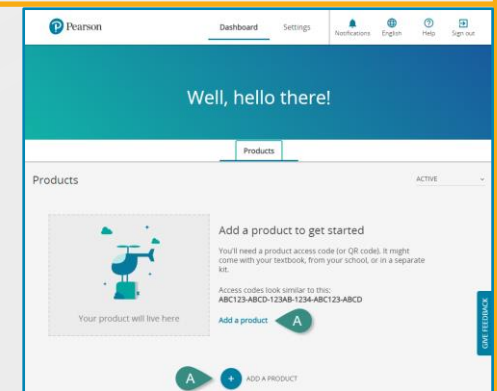
- Type in your Username and Password at english.com/login
- Click **Sign in**.



3

Add a product

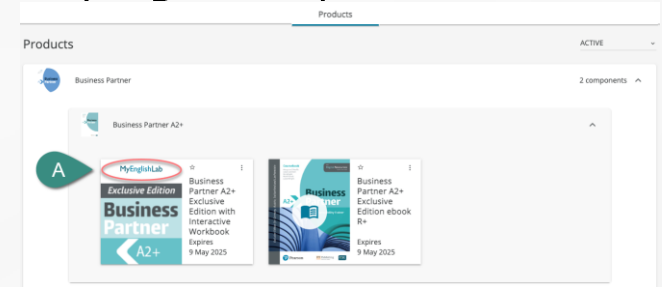
- Click **Add a product** on the Dashboard.
- Type in your access code and click **Add product**.



Join a Course in MyEnglishLab

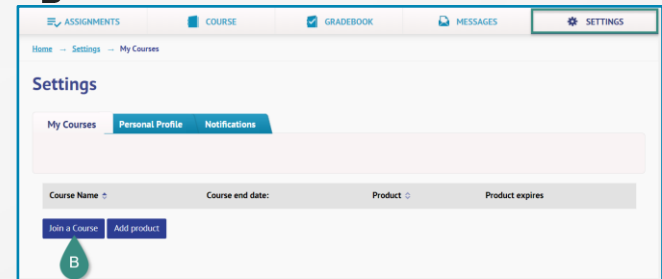
A

Enter MyEnglishLab from your PEP Dashboard by clicking a MyEnglishLab product tile.



B

Go to Settings tab and click Join a Course.



C

Enter your teacher's Course ID and click Join.

