

Start guide for students

Pearson English Portal

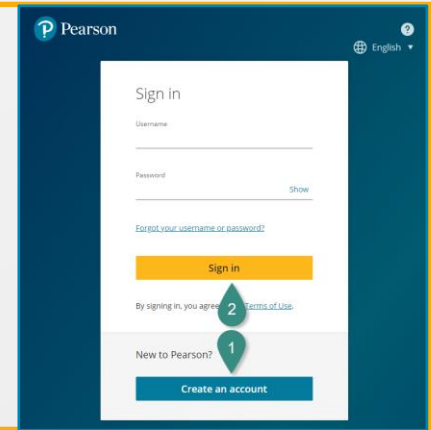
Find step-by-step video tutorials here:

- [List of videos](#)

1

Register

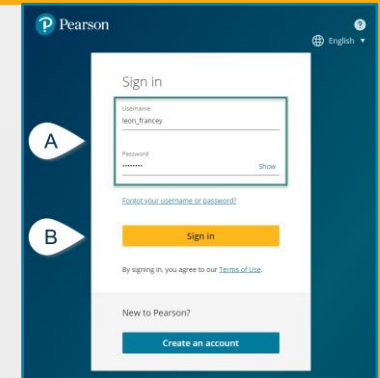
- A. Click **Create an account** at english.com/login
- B. Choose **Create adult account**.
- C. Type in your personal information and click **Create account**.



2

Sign in

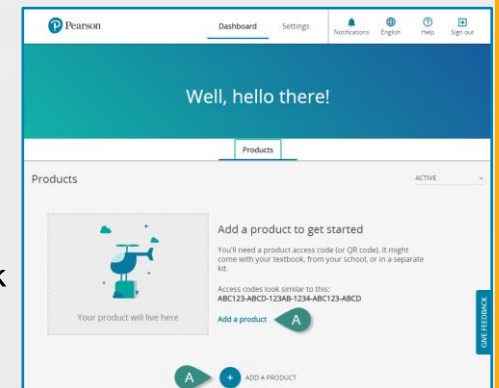
- A. Type in your Username and Password at english.com/login
- B. Click **Sign in**.



3

Add a product

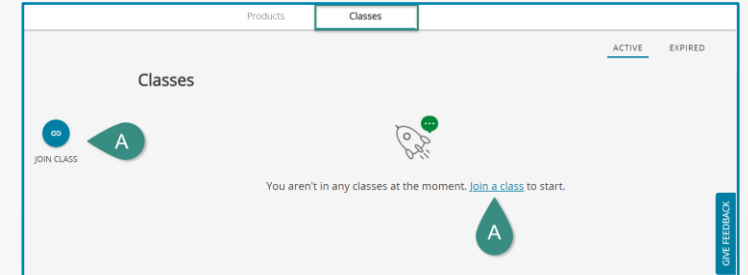
- A. Click **Add a product** on the Dashboard.
- B. Type in your access code and click **Add product**.



Join a Class in PEP

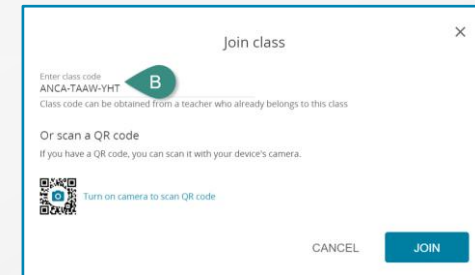
A

Go to the **Classes** tab. Click **Join Class** or **Join a class link**.



B

Enter your teacher's **Class code**.



C

Click **Join**.

