



To: All students  
From: Information Systems and Technologies

## Subject: Important Message to All Students New Security measures for Zoom, Part 1

---

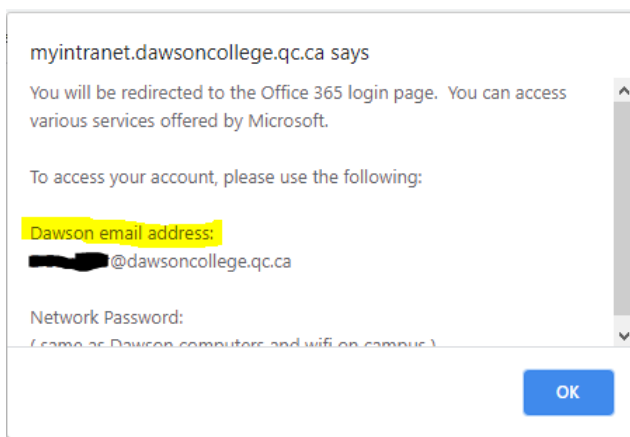
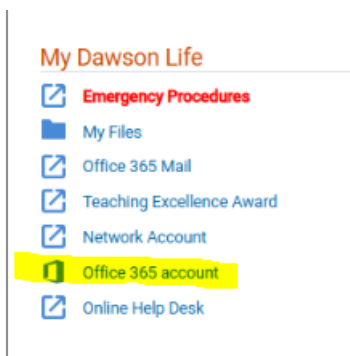
In light of the recent incidents of "Zoom bombing" in the College, we will soon introduce tighter controls to restrict access to your Zoom classes: you will have to authenticate yourself by using your official Dawson email address (Office 365) and network password. We urge you to review the following, in order to be ready for your classes on Monday.

### 1. Know your Dawson email address

Dawson students are assigned an official Dawson email address in this format:

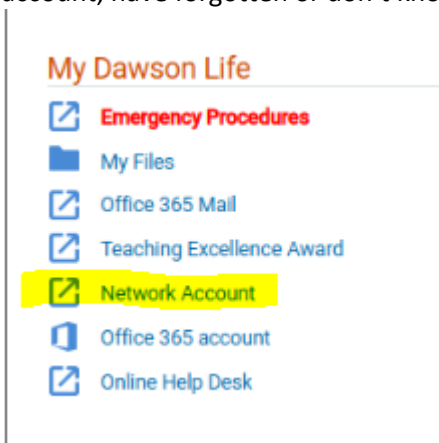
firstname.lastname@dawsoncollege.qc.ca

You can find out what your email address is, especially if you have middle or multiple names, by going to [MyDawson](#) : [MyDawsonLife: Office 365 account](#).



### 2. Know your Network password

The network password is used to login to the computers or WiFi at the College. If you don't have a network account, have forgotten or don't know your password, go to [MyDawson: MyDawsonLife: Network Account](#).



Menu
<a href="#">Academic Advising Appointment Booking</a>
<a href="#">AccessAbility Individual Education Plan</a>
<a href="#">Admissions Package</a>
<a href="#">Advising Information Session</a>
<a href="#">Appeal Status</a>
<a href="#">Ateliers de conversation</a>

## Network Account Management

Here you can change your password for your network account or set your security questions. A network account is used for the following services:

- Personal "H:" drive to store files on the network
- Shared "S:" drive where your teachers may share files on the network
- Wireless internet access
- Lab computers
- Printing from lab computers
- Moodle online courses
- Office 365 access

Click the appropriate link to either change your password or set your security questions:

Your security questions were last set on 3-Apr-2020.

[Change password](#)

[Set security questions](#)

### 3. Login to Office 365

Go to <https://www.office.com> and login with your Dawson email address and your network password. If you're in, you're all set!

If you encounter issues, email [helpdesk@dawsoncollege.qc.ca](mailto:helpdesk@dawsoncollege.qc.ca) ; make sure to provide your name and student number.

### 4. Next Steps

Over the weekend, we will send you other instructions (Part 2) for authentication to Zoom using your Office 365 email.

In the meantime, we remind you it is strictly forbidden to share URLs of your Zoom classes. Offenders will have their College account suspended immediately.